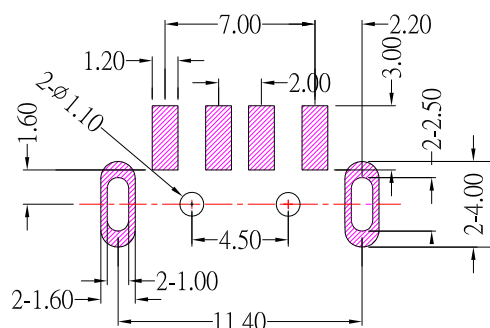
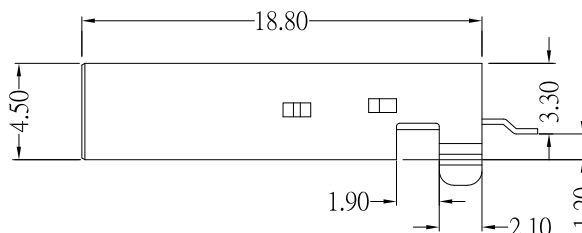
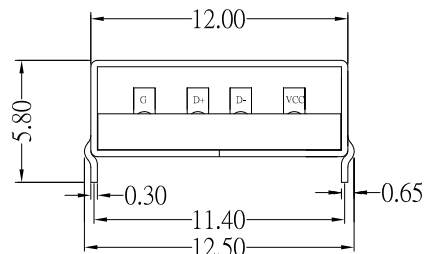
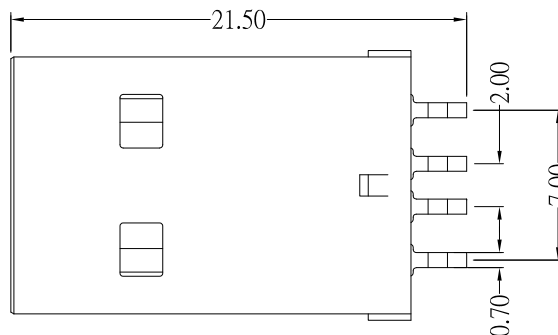




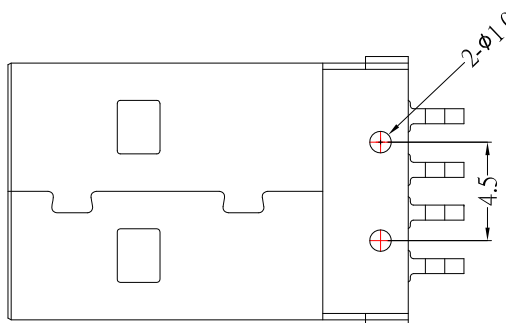
SUA-111M2-x-S175

Color :

W:White
B:Black



P.C.B LAYOUT MOUNTING PATTERN



SPECIFICATIONS

Electrical:

- 1.Current Rating: 1.5A / contact terminal
- 2.Voltage Rating: 30V DC
- 3.Contact Resistance: 30 milliohms Max
- 4.Dielectric Withstanding Voltage: 500 V AC AT Sec Level
- 5.Insulation Resistance: 1,000 MEGA ohms Min

Mechanical:

- 1.Connector Mate and Unmate Force
Mate force: 3.57 kgf (Max)
Unmate force: 1.02 kgf (Min)
- 2.Terminal Retention: 1.2 kgf (Min)

Material:

- 1.Housing:
High Temperature Thermal Plastics,
UL 94V-0 , LCP
- 2.Contact: BRASS
- 3.Shell: SPCC

Finish:

- 1.Contact: Plated Gold in Mating Area ;
Tin Plated on Solder Balls ;
Nickel under plated overall
- 2.Shell: Nickel under Plated surface layer

6	新增PCB LAYOUT尺寸	Jack	051121
5	更新PCB LAYOUT尺寸	Jack	041117
4	新增PIN定義	Jack	022417
3	新增1.90的尺寸	Jack	083115
2	更新材質	Jack	080415
1	更新SPEC和材質及尺寸	Jack	090213
ITEM NO.	DESCRIPTION	DRAWN	DATE



TOLERANCE UNLESS OTHERWISE STATED :

Up to 5	±0.2
Above 5 ~ 15	±0.3
Above 15 ~ 30	±0.4
Above 30 ~ 50	±0.5
Angle	±0.3°

3RD. ANGEL'S



DRAWN BY:	DATE	MAT'L	TITLE	CONNECTOR
Jack Lu	05/11/21			
CHECKED BY:	DATE	FINISH	MODLE	USB AM 短體 SMT 彎腳
Jacky Chen	05/11/21			
APPROVED BY:	DATE	SCALE	DWG NO.	SUA-111M2-x-S175
Tony Kao	05/11/21	1 : 1	PART NO.	SUA-111M2-x-S175
		SHEET NO.	1 of 1	
				SIZE A4
				VER A6